

CATALOG NUMBER	
PROJECT NAME	TYPE
VOLTAGE	LAMPS



AMAZON

WET LOCATION

SPECIFICATIONS

- UL Listed Wet Location
- Fiberglass Body with Continuous Poured, Closed Cell Polyurethane Gasket
- Impact Resistant Acrylic Lens Standard, Polycarbonate Lens (PC) Optional
- Stainless Steel Mounting Brackets for Drill Free Mounting Standard
- Polycarbonate Latches Standard*, Stainless Steel Latches (SS) and Tamper Proof Screws (TPS) Optional
- Suitable for Wall or Ceiling Mount
- 2, 4, and 8 Foot Enclosures
- 1, 2, and 3 Lamp Cross Sections
- Narrow Body Available for 1 Lamp Unit (4 Foot Only)
- Body Attributes
 - IP66 & IP67 (Dust Tight, High Pressure Hose Down, and Immerse 1M)
 - 5VA Flame Rating
 - UL Listed / Wet Locations
 - NSF Rated Components
 - NEMA4 Rated Components
 - (F1) Rated for Outdoor Use



APPLICATIONS

- Parking Garages
- Food Processing and Preparation (Stainless Steel Latches)
- Horse Barns
- Car Washes (Stainless Steel Latches)
- Pool Areas (Stainless Steel Latches)
- Hallways and Stair Wells

*Stainless Steel latches are recommended for the following applications: swimming pools due to chlorine, food processing due to cleaning chemicals, car washes due to chemicals used, agriculture due to ammonia



ORDERING GUIDE:

WT	2T8	UH	CS
SERIES	LAMP	BALLAST	OPTIONS
<input type="checkbox"/> WT - Amazon 4 Ft <input type="checkbox"/> WT2 - Amazon 2 Ft <input type="checkbox"/> WT8 - Amazon 8 Ft ONE LAMP UNITS WILL COME STANDARD IN THE NARROW BODY	<input type="checkbox"/> 1T5 - 1 F54 <input type="checkbox"/> 2T5 - 2 F54 <input type="checkbox"/> 2T5 - 2 F24 (2 Ft Only) <input type="checkbox"/> 3T5 - 3 F54 * <input type="checkbox"/> 4T5 - 4 F54 (8 Ft Only) <input type="checkbox"/> 6T5 - 6 F54 (8 Ft Only)* <input type="checkbox"/> 1T8 - 1 F32 <input type="checkbox"/> 2T8 - 2 F32 <input type="checkbox"/> 2T8 - 2 F17 (2 Ft Only) <input type="checkbox"/> 3T8 - 3 F32 <input type="checkbox"/> 3T8 - 3 F17 (2 Ft Only) <input type="checkbox"/> 4T8 - 4 F32 (8 Ft Only) <input type="checkbox"/> 6T8 - 6 F32 (8 Ft Only) * Only Available for Below 50' F	<input type="checkbox"/> UH - 120-277 T5HO <input type="checkbox"/> UH - 120-277 T8 HBF <input type="checkbox"/> PSH - Program Start T8 HBF <input type="checkbox"/> UR - 120-277 T8 NBF <input type="checkbox"/> PSN - Program Start T8 HBN <input type="checkbox"/> 4H - 347-480V (T5HO only, T8 use SD480) <input type="checkbox"/> CS - Cold start Ballast (-20°F, T8 Only)	<input type="checkbox"/> E - 95% Miro 4 Reflector <input type="checkbox"/> PLS - Plunger Sockets (T5HO Only) <input type="checkbox"/> SS - Stainless Steel Latches <input type="checkbox"/> NOMB - No Mounting Brackets <input type="checkbox"/> XXXXBYY - Battery Backup, XXXX = Total Lms Y = Lamps <input type="checkbox"/> PC - Polycarbonate Lens (2' & 4' Only) <input type="checkbox"/> FIOS - Factory Installed Occupancy Sensor <input type="checkbox"/> FIOSPC - Factory Installed Occ Sensor with Integrated Photocell <input type="checkbox"/> WLOS - Wet Location Sensor Installed <input type="checkbox"/> LIXX - Lamps Installed XX = Lamp Color (ex. LI50 = 5000K) <input type="checkbox"/> CORDX - Cord with a Wet Location Strain Relief, X=Length <input type="checkbox"/> PLUG - Specified Type <input type="checkbox"/> EB - Extra Ballast <input type="checkbox"/> SD480 - 480V Step Down Transformer <input type="checkbox"/> TPS - Tamper Proof Screws <input type="checkbox"/> HB-XX-LOOP - Loop Cable System, XX = Length




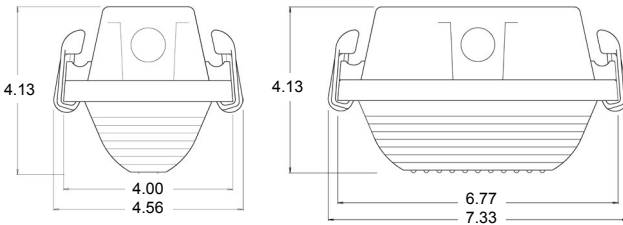
CATALOG NUMBER	
PROJECT NAME	TYPE
VOLTAGE	LAMPS

AMAZON

WET LOCATION

MOUNTING OPTIONS

- Drill-free stainless steel mounting brackets come standard with each unit
- Stainless brackets can attach to 1/4 in. all thread.
- Dual point mounting optional. Body has 3/4 in hole template for easy location and drilling



4 FOOT UNIT - 51.25 IN. LONG
 8 FOOT UNIT - 99.5 IN. LONG
 2 FOOT UNIT - 27.75 IN. LONG

WT-2T5-UH

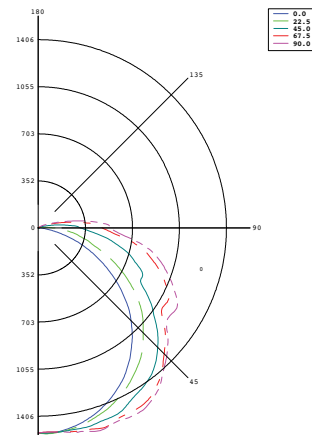
Luminaire Properties

Number of Lamps: 2
 Lumens Per Lamp: 5000
 Input Watts: 105
 Distribution: Direct
 Symmetry: Quadrilateral
 Photometric Type: Type C
 Luminous Shape: Rectangle
 Units: Feet
 Luminous Dimensions:
 0-180 Axis: 4.3
 90-270 Axis: 0.55
 Height: 0.14

Zonal Lumen Summary

Zone	Lumens	% Lamp	% Fixture
0-30	1261	13	20
0-40	2127	21	34
0-60	3970	40	64
0-90	5878	59	94
90-120	361	4	6
90-150	369	4	6
90-180	369	4	6
0-180	6247	62	100

Candela Plot



Coefficients of Utilization

pc->	0.20																
pc->	0.80		0.50				0.30				0.10				0.00		
pw->	0.70	0.50	0.30	0.10	0.70	0.50	0.30	0.10	0.50	0.30	0.10	0.50	0.30	0.10	0.00	0.00	
RCR																	
0	73	73	73	73	71	71	71	71	67	67	67	64	64	64	60	60	60
1	65	62	58	55	63	60	57	54	56	54	52	53	51	49	47	47	47
2	59	53	48	44	57	51	47	43	48	44	41	46	42	40	37	37	37
3	53	46	40	35	51	44	39	35	42	37	34	40	36	33	30	30	30
4	48	40	34	29	46	39	33	29	37	32	28	35	31	27	25	25	25
5	44	36	30	25	43	35	29	25	33	28	24	31	27	23	22	22	22
6	41	32	26	22	39	31	25	21	30	25	21	28	24	20	19	19	19
7	38	29	23	19	36	28	23	19	27	22	18	26	21	18	16	16	16
8	35	26	21	17	34	26	20	17	24	20	16	23	19	16	14	14	14
9	33	24	19	15	32	23	18	15	22	18	15	21	17	14	13	13	13
10	31	22	17	13	30	22	17	13	21	16	13	20	16	13	12	12	12