

CATALOG NUMBER	
PROJECT NAME	TYPE
VOLTAGE	LAMPS



Industrial Lighting Products

BLIZZARD

WET/COLD STORAGE HIGH BAY

SPECIFICATIONS

- 95% Enhanced Aluminum, Roll Formed Reflectors Standard
- Glass Fiber Reinforced Body
- Closed Cell Polyurethane Gasket
- 4 Lamp F54 or 6 F32 up to 40C Ambient
- 6 Lamp F54 up to 25C Ambient
- Wet Listed
 - NSF / ANSI Standard 2 - Splash Zone
 - NEMA 4X - Indoor or Outdoor Use
 - IP67 - Dust and Liquid Protected
 - ROHS Compliant
 - High Pressure Hose Down 1500 PSI
- Clear Acrylic (Standard) or Polycarbonate Lens (PC)
- High Ambient T5HO Ballast Standard
- Cold Start Ballast Options Available (-20° F)
- Stainless Steel Latches and Hardware



APPLICATIONS

- Coolers / Freezers
- Food Preparation
- Warehouse
- Distribution
- Manufacturing Plant



ORDERING GUIDE:

BL	- 4T5	- UH	- WLOS
SERIES	LAMP	BALLAST	OPTIONS
<input type="checkbox"/> BL - Blizzard Wet Location High Bay	<input type="checkbox"/> 3T5 - 3 F54 <input type="checkbox"/> 4T5 - 4 F54 <input type="checkbox"/> 6T5 - 6 F54 <input type="checkbox"/> 3T8 - 3 F32 <input type="checkbox"/> 4T8 - 4 F32 <input type="checkbox"/> 6T8 - 6 F32	<input type="checkbox"/> UH - 120-277 T5HO <input type="checkbox"/> UH - 120-277 T8 HBF <input type="checkbox"/> PSH - Program Start T8 HBF <input type="checkbox"/> UR - 120-277 T8 NBF <input type="checkbox"/> PSN - Program Start T8 HBN <input type="checkbox"/> 4H - 347-480V	<input type="checkbox"/> N - No Reflector <input type="checkbox"/> SMB - Surface Mount V-Clip Bracket <input type="checkbox"/> CORDX - Cord with a Wet Location Strain Relief, X = Spec Length <input type="checkbox"/> PLUG - Specified Type <input type="checkbox"/> XXXXBYY - Battery Backup, XXXX = Total Lumens Y = # of Lamps <input type="checkbox"/> PC - Polycarbonate Lens <input type="checkbox"/> WLOS - Wet Location Sensor Installed <input type="checkbox"/> FIOS - Factory Installed Occupancy Sensor <input type="checkbox"/> LIXX - Lamps Installed XX = Lamp Color (ex. LI50 = 5000K) <input type="checkbox"/> QDCX - Quick Disconnect Cord, X= Spec Length <input type="checkbox"/> EB - Extra Ballast <input type="checkbox"/> SD480 - 480V Step Down Transformer <input type="checkbox"/> W - 91% White Reflector



Industrial Lighting Products

CATALOG NUMBER	
PROJECT NAME	TYPE
VOLTAGE	LAMPS

BLIZZARD

WET/COLD STORAGE HIGH BAY

MOUNTING OPTIONS



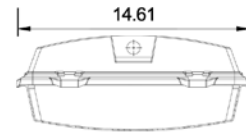
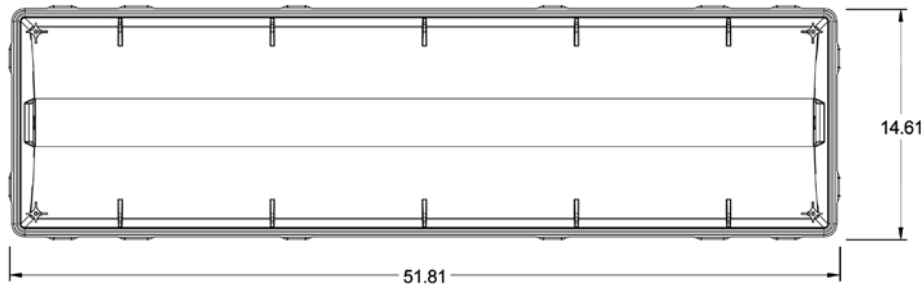
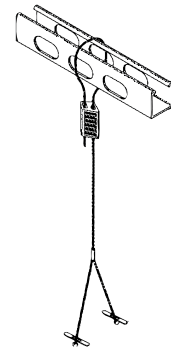
V-clip



SMB

- HB-60-18Y-PAD - Y-toggle cables recommended.
- Surface Mount V-Clip Brackets
- V-Clips for dual point chain or cable hanging

HB-60-18Y-PAD



BL-4T5-UH

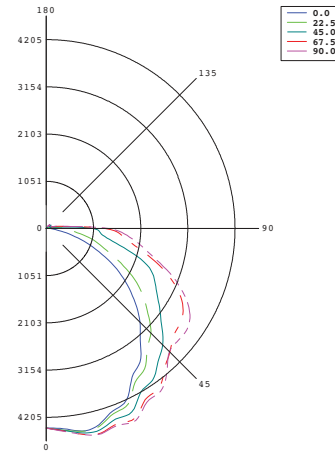
Luminaire Properties

Number of Lamps:	4
Lumens Per Lamp:	4900
Input Watts:	226
Distribution:	Direct
Symmetry:	Quadrilateral
Photometric Type:	Type C
Luminous Shape:	Rectangle
Units:	Feet
Luminous Dimensions:	
0-180 Axis:	4.2
90-270 Axis:	1.1
Height:	0.25

Zonal Lumen Summary

Zone	Lumens	% Lamp	% Fixture
0-30	3796	19	21
0-40	6321	32	35
0-60	11825	60	65
0-90	17339	88	95
90-120	700	4	4
90-150	830	4	5
90-180	839	4	5
0-180	18177	93	100

Candela Plot



Coefficients of Utilization

pc=	0.20																
pcc->	0.80																
pw->	0.70	0.50	0.30	0.10	0.70	0.50	0.30	0.10	0.50	0.30	0.10	0.50	0.30	0.10	0.00	0.00	
RCR	0	1	2	3	4	5	6	7	8	9	10	0	1	2	3	4	
0	109	109	109	109	107	107	107	107	101	101	101	96	96	96	91	91	91
1	97	92	87	83	94	89	85	81	85	81	78	80	77	75	71	71	71
2	88	79	71	65	85	77	70	64	73	67	62	69	64	60	57	57	57
3	79	68	60	53	76	66	59	52	63	56	51	60	54	49	46	46	46
4	72	60	51	44	70	58	50	44	56	48	43	53	47	42	39	39	39
5	66	53	44	38	64	52	43	37	49	42	36	47	41	36	33	33	33
6	61	48	39	32	59	47	38	32	44	37	31	42	36	31	28	28	28
7	56	43	34	28	54	42	34	28	40	33	28	39	32	27	25	25	25
8	52	39	31	25	51	38	30	25	37	30	25	35	29	24	22	22	22
9	49	36	28	22	47	35	27	22	34	27	22	32	26	22	20	20	20
10	46	33	25	20	44	32	25	20	31	24	20	30	24	20	18	18	18