



CONTROLS MADE EASY

Ideal wireless solution for dramatically improving energy savings in commercial, educational, retail & office environments, in addition to warehouses, gymnasiums, distribution centers & industrial applications. The combination occupancy & daylight harvesting sensor is controlled via cell phone App enabling the user to easily create groups, setup zones, adjust maximum light output, hold time after motion detection, background light levels, prolonged time at background light levels, fade time between occupied & background light levels, & adjust ECO light levels. There is no commissioning, annual maintenance plan purchases, or scheduled technician visits required. Simply order the desired fixture with this feature pre-installed, download the App, & start taking control of your lighting environment today!

FEATURES / BENEFITS

Compact Occupancy / Daylight Harvesting in One Device

- Create Groups & Setup Zones
 - Control up to 40 Sensors per Group
- Enabled App Allows You Complete Control Over:
 - Turning On/Off Occupancy and/or Daylight Functions
 - Setting Maximum Lumen Output (100% - 5%)
 - Eco On Level (100% - 5%)
 - Hold Time Once Motion is Detected (1 - 120 minutes)
 - Background Light Level When Space is Unoccupied (100% - 5%)
 - Length of Time Dimming From On to Background (0 - 25 Sec.)
 - Prolong Amount of Time Background Level Lasts. (0 - ∞ minutes)
- Time to On/Off Light Levels at 0.7 Seconds
- Easily Controlled via IR Enabled Android Smart Phone
- Control up to (4) Fixtures per One Control
- Wireless/Battery-less Wall Switch Available (ES/WWS)
- Saved Program Profiles Allows for Easy Commissioning of Multiple Zones
- Max Sensor Communication Range: ES - up to 10ft, ES/HB - up to 50ft
- IR Blaster used for Ease of Commissioning, up to 50ft Mounting Height (ES/HB)

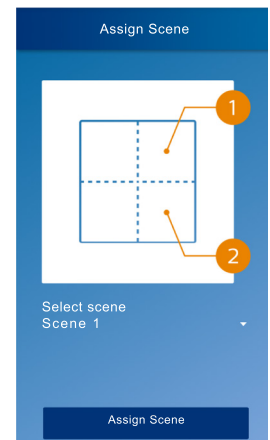
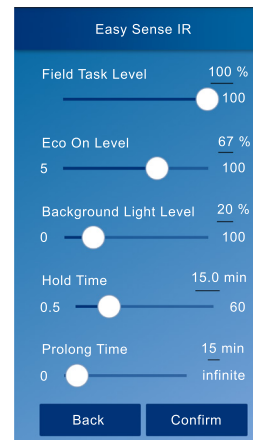

COMPATIBLE CELL PHONES:

- LG G3
- LG G Vista
- LG G4
- Samsung S5
- Samsung S5 WHT
- Samsung Note 4
- Samsung Note Edge
- Samsung Galaxy S7 Edge
- Samsung Galaxy J3
- Samsung Galaxy J7
- Samsung S8
- Samsung Galaxy S9
- Nexus 5X
- Nexus 6P

EASYSense APP CONFIGURATION

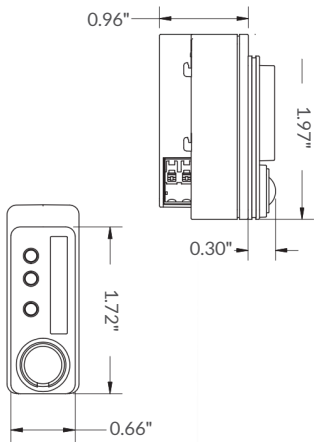
PROGRAM STEPS

1. Create Your Group
2. Add Wireless Wall Switch
3. Close Group
4. Configure Group Performance
5. Program Group
6. Relax & Enjoy




PRODUCT SPECIFICATIONS FOR COMMERCIAL

DIMENSIONS



EASYSense OVERVIEW



LED INDICATOR LIGHTS



Yellow LED On:
Vacancy & sensor is functional



Red LED On:
Motion is detected & hold time is not expired yet

COMPATIBLE FIXTURES:

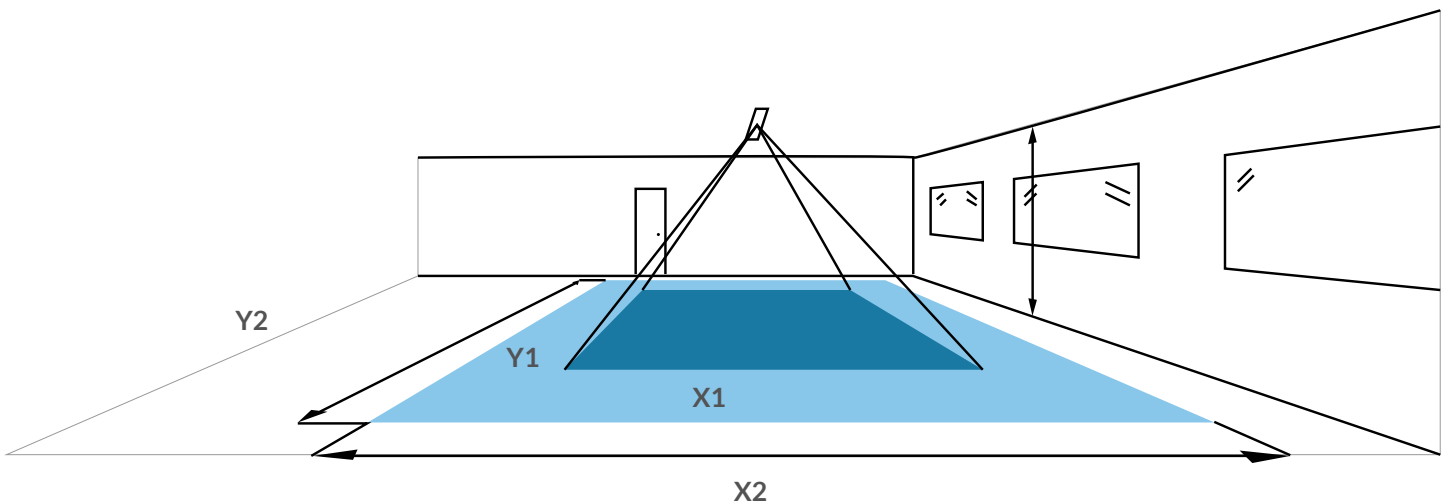
- VOLA
- AIRVOLA
- FLT
- LANCE
- FLTR
- FZ
- RZ
- FST
- FST-K
- SQ

INSTALLATION RECOMMENDATIONS:

- Mounting Height: 8-10ft
- 2ft minimum distance away from windows
- 5ft minimum distance away from other control
- Occupancy Sensing area divided into 2 parts:
 - Minor Movement: Y1 & Y2 (person moving <3 ft/s)
 - Major Movement: Y2 & X2 (person moving >3 ft/s)

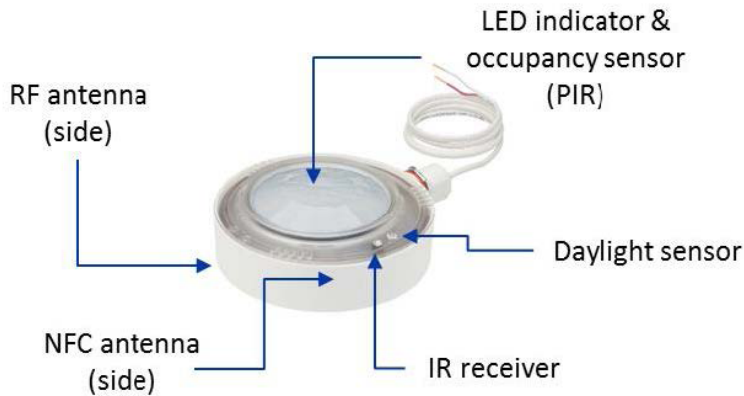


INSTALL HEIGHT	MINOR MOVEMENT AREA		MAJOR MOVEMENTS AREA	
	H	Y1	X1	Y2
9.5 ft	9.5 ft	8.9 ft	14.8 ft	9.5 ft
11.8 ft	11.2 ft	11.2 ft	17.7 ft	11.8 ft



PRODUCT SPECIFICATIONS FOR INDUSTRIAL

SENSOR OVERVIEW



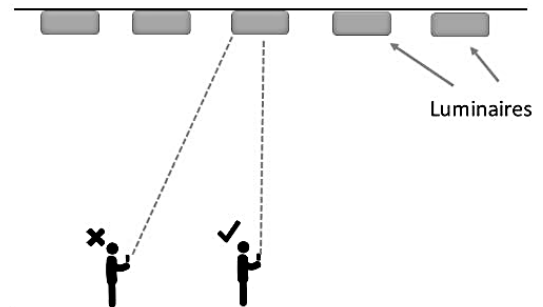
COMPATIBLE FIXTURES:

- HHB
- PHB
- CHB
- HB

INSTALLATION RECOMMENDATIONS:

- Mounting Height: 15-50ft
- 3ft minimum distance away from windows

HEIGHT	COVERAGE DIAMETER
52.5 ft	52.5 ft
39.4 ft	42.7 ft
26.2 ft	29.5 ft
13.1 ft	14.8 ft



Importance of installer's positioning for correct commissioning of SNH200 using IR Blaster

