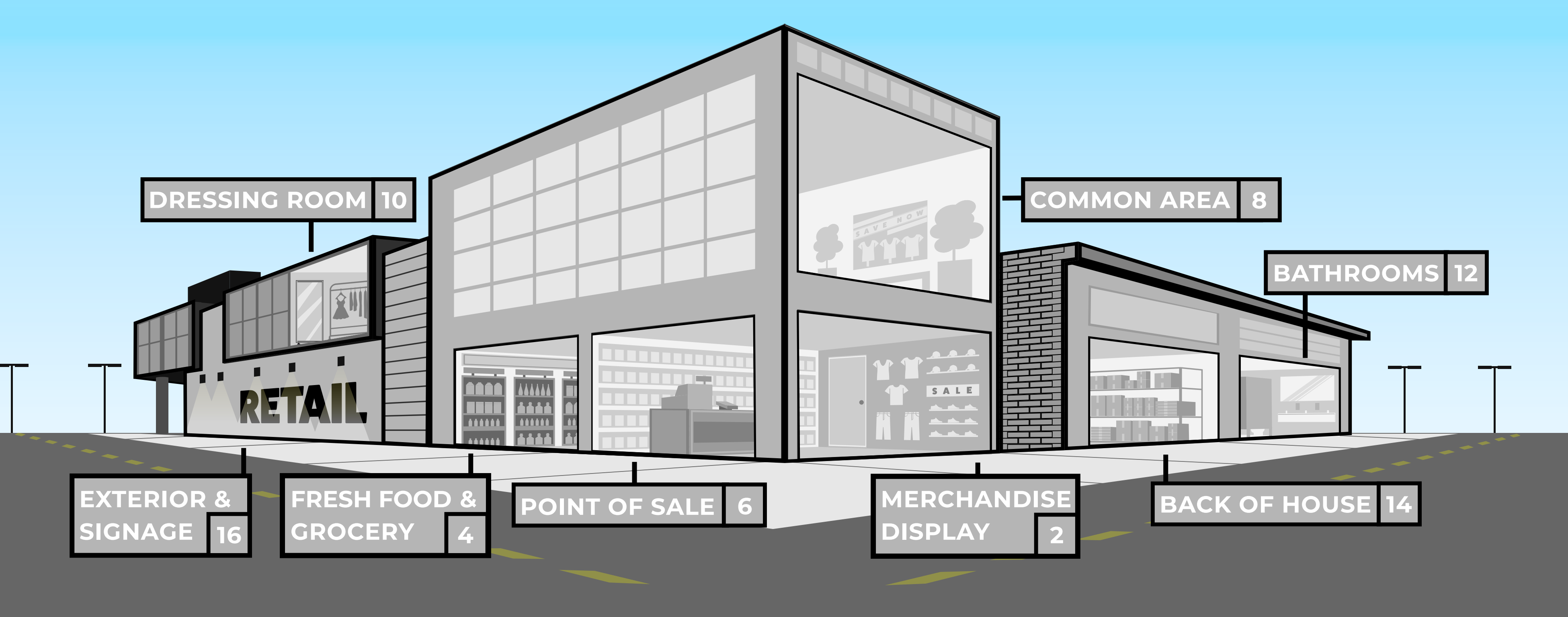




# RETAIL APPLICATION BROCHURE







DRESSING ROOM 10

COMMON AREA 8

BATHROOMS 12

RETAIL

EXTERIOR &  
SIGNAGE 16

FRESH FOOD &  
GROCERY 4

POINT OF SALE 6

MERCHANDISE  
DISPLAY 2

BACK OF HOUSE 14





# MERCHANDISE DISPLAYS

Smaller, more versatile products with a variety of beam angles are useful for showing off merchandise. Light from a variety of directions can help emphasize product features such as texture, color, and quality.

# ORBIT TRACK LIGHT



With a variety of mounting options, field-interchangeable TIR optics, snap-in light diffusion accessories, and customizable ordering options, GREEN CREATIVE's new track light is useful in almost any track lighting application. The ORBIT is a compact, lightweight, and robust U.S.-assembled solution which enjoys a 50,000-hour L70 lifetime rating. Select between low and high lumen outputs using the SelectDrive switch on the back of the fixture.



- REFINE PAR LAMPS**
- Powered by TRUE CHROMA technology (95 CRI min)
  - High color fidelity, balanced light distribution, and minimal glare
  - Wide offering of CCTs, beam angles, and wattages



- HO PAR LAMPS**
- Very high light output
  - Suitable to replace 75W/250W halogen and 39W/70W CMH
  - Exceptional color rendering CRI 92



- PS30 LAMPS**
- Replace up to 175W HID lamps
  - High lumen A style lamp for low bay and pendant fixtures
  - Integral driver suitable for 120-277V




- REFINE MR LAMPS**
- Suitable to replace up to a 75W halogen MR lamp
  - Powered by TRUE CHROMA technology (95 CRI min)
  - Smooth dimming with most electronic low-voltage dimming controls



- ATOM TRACK**
- Classic, minimalist, cylindrical form factor
  - CRI 90, 2700K, 3000K, 4000K CCTs
  - Up to 1050 lumens in 25° or 35° beam angles



- PXCYL CYLINDERS**
- Elegant design with wide application use
  - Five interchangeable beams angles
  - Industry leading lumen selectable output up to 5,000lm



- ENVI DESIGNER PANEL**
- Lumen and CCT Selectable
  - Various Lens Options
  - Acrylic Drop Lens
  - Acoustic Drop Panels



- VOLUMETRIC TROFFER (VOLA)**
- Architecturally designed volumetric troffer
  - High efficacy - up to 151 lm/W for enhanced energy savings
  - Advanced controls options for asset tracking



- DISCOVERY LINEAR STRIP (DSC)**
- Highly configurable spec grade strip
  - No visible fasteners providing a smooth uninterrupted design
  - Standard Efficacy (SE) and High Efficacy (HE) lumen packages
  - 2', 4' & 8' lengths available





## FRESH FOOD & GROCERY

Quality lighting allows you to highlight fresh foods, bringing out their true colors. Food looks more appealing with proper lighting and stays fresh longer.

## REFINE PAR LAMPS



REFINE Pars featuring TRUE CHROMA technology deliver the color accuracy critical to replace Ceramic Metal Halide lamps. Available in 277V these long life lamps deliver high intensity light perfect for highlighting grocery, merchandise, and other displays, without compromising efficiency.



- AdjustaPAR LAMPS**
- 2 selectable beam angles
  - 5 selectable CCTs
  - Compatible with SOL Track Head



- HO PAR LAMPS**
- Very high light output
  - Suitable to replace 75W/250W halogen and 39W/70W CMH
  - Exceptional color rendering CRI 92



- SPECFIT**
- 4", 6", 8" & 9.5" form factors
  - Adjustable lumen output
  - TRUE CHROMA version available



- SOL TRACK HEAD**
- Integrate durable track housing with upgradable LED PAR lamps
  - 2-plane gimbal design
  - Options of H and J type adapters



- ATOM TRACK**
- Classic, minimalist, cylindrical form factor
  - CRI 90, 2700K, 3000K, 4000K CCTs
  - Up to 1050 lumens in 25° or 35° beam angles



- ORBIT TRACK**
- Specification grade & performance design
  - Spot, narrow & flood interchangeable optics
  - Industry leading lumen selectable output range



- SLIM STRIP (SS)**
- Ultra slim architectural design strip fixture
  - Pendant, ceiling and continuous row mounting
  - 4' & 8' lengths



- ENDEAVOUR HIGH BAY (EDV 2.0)**
- Sleek curved polycarbonate end caps for polished look
  - Uplight option to enhance full room illumination
  - White & black housing options



- ROUND HIGH BAY (RB4)**
- Aesthetically pleasing compact round high bay
  - Frosted primary lens & diffusers provide soothing optics
  - 14,000 to 34,000 lumens






# POINT OF SALE

Whether using overhead lighting, task lighting, or a combination, choose luminaires that create reassurance and are conducive to completing transactions.

# BACK LIT FLAT PANEL (VPAN SELECT)



VPAN Select takes the ubiquitous Flat Panel luminaire to the next level with full selectability of lumen output and color temperature. It is the perfect solution for many troffer applications and the new selectability offers simplicity and SKU reduction opportunities. Designed with micro-optics that produce smooth and uniform low-glare illumination for optimal visual comfort. Its built-in tool-less field-selectable technology offers three lumen options and three CCT options offering elite versatility when needed most. With a depth under 2", VPAN's robust die-formed housing easily installs in shallow plenums with room to spare.



## REFINE PAR LAMPS

- Powered by TRUE CHROMA technology (95 CRI min)
- High color fidelity, balanced light distribution, and minimal glare
- Wide offering of CCTs, beam angles, and wattages



## T8 LAMPS

- Options for plug and play ballast install, line voltage wiring, or external driver, are available
- Options for replacing most linear fluorescent lamps
- Wide light emitting area



## SPECFIT

- 4", 6", 8" & 9.5" form factors
- Adjustable lumen output
- TRUE CHROMA version available



## SELECTFIT G2

- 4", 6", 8" & 9.5" form factors
- Field adjustable 3 level lumen outputs and 5 CCTs
- DualDim for both 120V TRIAC/ELV and 0-10V dimming



## ATOM TRACK

- Classic, minimalistic, cylindrical form factor
- CRI 90, 2700K, 3000K, 4000K CCTs
- Up to 1050 lumens in 25° or 35° beam angles



## VOLUMETRIC TROFFER (VOLA)

- Architecturally designed volumetric troffer
- High efficacy - up to 151 lm/W for enhanced energy savings
- Advanced controls options for asset tracking



## VOLUMETRIC RETROFIT KIT (LANCE)

- Architecturally designed volumetric troffer retrofit kit
- High efficacy - up to 151 lm/W for enhanced energy savings
- Advanced controls options for asset tracking



## DISCOVERY LINEAR STRIP (DSC)

- Highly configurable spec grade strip
- No visible fasteners providing a smooth uninterrupted design
- Standard Efficacy (SE) and High Efficacy (HE) lumen packages
- 2', 4' & 8' lengths available



## SLIM STRIP (SS)

- Ultra slim architectural design strip fixture
- Pendant, ceiling and continuous row mounting
- 4' & 8' lengths



## COMMON AREAS

Good lighting in these areas should create a feeling of belonging and security. Lighting can also be used to highlight paths and manage the flow of traffic.

## SPECFIT



SPECFIT downlight fixtures are a flexible, customizable solution for a variety of retail locations. From large spaces with high open ceilings to narrow hallways with a suspended grid ceiling, the SpecFit can easily provide the right combination of optical performance, energy savings, and advanced lighting control integration needed for retail spaces.



### REFINE PAR LAMPS

- Powered by TRUE CHROMA technology (95 CRI min)
- High color fidelity, balanced light distribution, and minimal glare
- Wide offering of CCTs, beam angles, and wattages



### BR LAMPS

- Suitable to replace up to 65W incandescent lamps
- Provides comfortable, diffused light
- Dimmable with forward and reverse phase controls



### PL LAMPS

- Replacements for fluorescent lamps from 7W - 42W
- Bases compatible with most fluorescent pin sockets
- Options for plug and play ballast install or wiring to line voltage



### T8 LAMPS

- Options for plug and play ballast install, line voltage wiring, or external driver, are available
- Options for replacing most linear fluorescent lamps
- Wide light emitting area



### SELECTFIT G2

- 4", 6", 8" & 9.5" form factors
- Field adjustable 3 level lumen outputs and 5 CCTs
- DualDim for both 120V TRIAC/ELV and 0-10V dimming



### INNOFIT PLUS

- 4", 6", 8" & 9.5" form factors
- Field adjustable 3 level lumen outputs and 3 CCTs
- Wet, IC, and Air-tight rated



### ENVI DESIGNER PANEL

- Lumen and CCT Selectable
- Various Lens Options
- Acrylic Drop Lens
- Acoustic Drop Panels



### UTILITY WRAP (SWR)

- Sleek modern design
- Suitable for continuous run applications
- 2ft and 4ft configurations



### VOLUMETRIC RETROFIT KIT (LANCE)

- Architecturally designed volumetric troffer retrofit kit
- High efficacy - up to 151 lm/W for enhanced energy savings
- Advanced controls options for asset tracking





# DRESSING ROOMS

Whether using ambient lighting, spotlighting, or both, the proper illumination of products and outfits is key for businesses. Adequate light output, suitable color temperature, and accurate color rendering ensure that merchandise is displayed realistically and that customers feel at home.

# CLICK WITH SENSOR



The integral passive infrared sensor of the CLICK surface mount fixture helps deliver a balance between high quality 90 CRI light and energy savings in variable occupancy spaces. Turning on instantly with room occupancy and off after ten minutes of room vacancy, the CLICK provides easy and reliable fixture control and performance.



## REFINE PAR LAMPS

- Powered by TRUE CHROMA technology (95 CRI min)
- High color fidelity, balanced light distribution, and minimal glare
- Wide offering of CCTs, beam angles, and wattages



## ORBIT TRACK

- Specification grade & performance design
- Spot, narrow & flood interchangeable optics
- Industry leading lumen selectable output range




## SPECFIT

- 4", 6", 8" & 9.5" form factors
- Adjustable lumen output
- TRUE CHROMA version available



## MINIFIT

- 1" & 2" 360° rotation gimbals
- 2" module with extensive trim selections
- Perfect for shallow plenum construction



## ENVI DESIGNER PANEL

- Lumen and CCT Selectable
- Various Lens Options
- Acrylic Drop Lens
- Acoustic Drop Panels




## VOLUMETRIC TROFFER (VOLA)

- Architecturally designed volumetric troffer
- High efficacy - up to 151 lm/W for enhanced energy savings
- Advanced controls options for asset tracking



## VOLUMETRIC RETROFIT KIT (LANCE)

- Architecturally designed volumetric troffer retrofit kit
- High efficacy - up to 151 lm/W for enhanced energy savings
- Advanced controls options for asset tracking



## DISCOVERY LINEAR STRIP (DSC)

- Highly configurable spec grade strip
- No visible fasteners providing a smooth uninterrupted design
- Standard Efficacy (SE) and High Efficacy (HE) lumen packages
- 2', 4' & 8' lengths available



## SLIM STRIP (SS)

- Ultra slim architectural design strip fixture
- Pendant, ceiling and continuous row mounting
- 4' & 8' lengths





# RESTROOMS

Lighting in restrooms areas should be both practical and comfortable. Besides energy saving and easy maintenance, it is equally important to choose lighting that provide pleasant and refreshing feelings.

# VOLUMETRIC TROFFER (VOLA)



VOLA is a designed for rigidity, durability and ease of installation while providing maximum performance and improved aesthetics. With an exceptionally robust offering of lumen outputs, sizes and options, VOLA is designed for a multitude of applications.



## A LAMPS

- Suitable to replace 60W, 75W, 100W incandescent lamps
- Provides comfortable, diffused light
- Dimmable with forward and reverse phase controls



## G25 LAMP

- Suitable to replace a 40W incandescent G25 lamp
- Smooth dimming with existing dimmers
- Frosted glass diffuser delivers soft and even light distribution



## PL LAMPS

- Replacements for fluorescent lamps from 7W - 42W
- Bases compatible with most fluorescent pin sockets
- Options for plug and play ballast install or wiring to line voltage



## T8 LAMPS

- Options for plug and play ballast install, line voltage wiring, or external driver, are available
- Options for replacing most linear fluorescent lamps
- Wide light emitting area



## CLICK WITH SENSOR

- Integrated PIR sensor
- Wet, IC & Air-tight rated
- Nonconductive polycarbonate trim



## ENVI DESIGNER PANEL

- Lumen and CCT Selectable
- Various Lens Options
- Acrylic Drop Lens
- Acoustic Drop Panels



## VOLUMETRIC RETROFIT KIT (LANCE)

- Architecturally designed volumetric troffer retrofit kit
- High efficacy - up to 151 lm/W for enhanced energy savings
- Advanced controls options for asset tracking



## DISCOVERY LINEAR STRIP (DSC)

- Highly configurable spec grade strip
- No visible fasteners providing a smooth uninterrupted design
- Standard Efficacy (SE) and High Efficacy (HE) lumen packages
- 2', 4' & 8' lengths available



## UTILITY WRAP (SWR)

- Sleek modern design
- Suitable for continuous run applications
- 2ft and 4ft configurations





## BACK OF HOUSE

Storage areas, hallways, and stairwells need reliable lighting solutions. These areas are often used for building maintenance and equipment storage, so lighting should be adequately bright while ensuring safety. Use durable, long-lasting products. Motion sensor lighting can be particularly effective, as these areas are frequently unoccupied.

## UTILITY WRAP (SWR)



With its slim design, the SWR Utility Wrap offers a versatile and simple solution to commercial and industrial project lighting. Lumen and CCT selectable, this luminaire is the perfect linear solution for a multitude of spaces. The integrated driver, combined with the sleek body design, creates an efficient solution to illuminate your space without sacrificing aesthetics.




### T8 LAMPS

- Options for plug and play ballast install, line voltage wiring, or external driver, are available
- Options for replacing most linear fluorescent lamps
- Wide light emitting area




### PL LAMPS

- Replacements for fluorescent lamps from 7W - 42W
- Bases compatible with most fluorescent pin sockets
- Options for plug and play ballast install or wiring to line voltage



### INNOFIT PLUS

- 4", 6", 8" & 9.5" form factors
- Field adjustable 3 level lumen outputs and 3 CCTs
- Wet, IC, and Air-tight rated



### ENVI DESIGNER PANEL

- Lumen and CCT Selectable
- Various Lens Options
- Acrylic Drop Lens
- Acoustic Drop Panels



### VOLUMETRIC TROFFER (VOLA)

- Architecturally designed volumetric troffer
- High efficacy - up to 151 lm/W for enhanced energy savings
- Advanced controls options for asset tracking



### VOLUMETRIC RETROFIT KIT (LANCE)

- Architecturally designed volumetric troffer retrofit kit
- High efficacy - up to 151 lm/W for enhanced energy savings
- Advanced controls options for asset tracking



### DISCOVERY LINEAR STRIP (DSC)

- Highly configurable spec grade strip
- No visible fasteners providing a smooth uninterrupted design
- Standard Efficacy (SE) and High Efficacy (HE) lumen packages
- 2', 4' & 8' lengths available



### ENDEAVOUR HIGH BAY (EDV 2.0)

- Sleek curved polycarbonate end caps for polished look
- Uplight option to enhance full room illumination
- White & black housing options



### ROUND HIGH BAY (RB4)

- Aesthetically pleasing compact round high bay
- Frosted primary lens & diffusers provide soothing optics
- 14,000 to 34,000 lumens





# EXTERIOR & SIGNAGE

Good exterior and sign lighting allows you to attract the right type of attention. Passersby make split-second decisions on whether to enter an establishment based on the feel of the exterior. Much consideration needs to be paid to the outdoor environment, and designers should choose luminaires that light the space efficiently.

# SKYLINE AREA & FLOOD (SA/SF)



The Skyline's sleek aesthetic makes it perfectly-suited for warehouse area & flood applications. Designed for both new construction and retrofit, the Skyline provides a one-for-one solution for replacing legacy metal halide or high pressure sodium luminaires. Priced for payback, it's cost effective die-cast aluminum housings comes in 3-sizes and DLC Premium efficacies, making it the best choice for low acquisition cost and high energy savings. The highly configurable Skyline provides superior illumination, reliability, and ease of installation, exceeding most application requirements.



## VIEWPOINT AREA LIGHT (VA)

- Type 3, 4, & 5 distributions
- Lumen selectable from 14,000 to 42,000 lumens
- Adjustable Pole(Rd/Sq), Wall, or Slip-fitter mounting options



## VALUE FLOOD SERIES (VF)

- 5 luminaire scales delivering 2,000-40,000 lumens
- CCT & lumen selectable (up to 14k lumens)
- Knuckle, Trunnion, Slip-Fitter, & Pole Mount Options



## VIEWPOINT WALL PACK (VWM)

- Full cutoff type 3 & 4 distributions
- CCT & lumen selectable (up to 14k lumens)
- Optional sensors and battery backups



## FULL CUTOFF WALL PACK (WPC)

- 2 sizes with multiple optical distributions
- Legacy aesthetic with next generation performance
- Sensor & wireless controls ready



## VALUE SLIM WALL PACK (SWP)

- Fully adjustable with 5 light levels & 2 sizes
- CCT color selectable
- Replace 70W-320W MH



## VALUE SQUARE CANOPY (CP)

- Save up to 85% in energy
- Quickly meet financial payback thresholds
- Microwave sensor ready



## ROUND PARKING GARAGE (UFO)

- Visually comfortable illumination
- 10% uplight reduces cave effect
- Sensor & wireless controls ready



## BOLLARDS (BxT)

- 6" flat or dome top bollards
- Value driven, quick ROI
- Multiple beam patterns



## POLES & BRACKETS

- Straight square steel poles up to 40'
- Multiple bullhorn, wall, and wood pole mounting options
- Adapters for every site scenario



**RETAIL  
APPLICATION  
BROCHURE**



**GREENCREATIVE**

[www.greencreative.com](http://www.greencreative.com)



[www.ilp-inc.com](http://www.ilp-inc.com)

**An ILLUMUS Brand**

[www.ILLUMUS.com](http://www.ILLUMUS.com)