

Project Name:	Part Number:	Type:
---------------	--------------	-------

FWW LED WIDE WRAP

COMMERCIAL



407-478-3759
www.ilp-inc.com



FEATURES

- Wide & Sleek Design w/ 13" Width
- Molded Endcap
- 4ft & 8ft Available
- 2,200 – 8,000 Lumens
- 3500K, 4000K & 5000K CCT
- 0-10V 120-277V Dimmable Driver
- Frosted Impact Resistant Lens
- Sensor Options
- 5 Year Warranty
- ETL Damp Location Listed
- DesignLights Consortium® Qualified Luminaire
- Build America Buy America (BABA) Compliant



SUITABLE APPLICATIONS

- Education
- Hospitals
- Offices
- Hallways
- Working Station Task Lighting
- Multipurpose

LED SYSTEMS INFO		22L	25L	30L	40L		40L	50L	60L	80L
Calculated L ₇₀ (TM-21)	4FT	>100K	>100K	>100K	>100K	8FT	>100K	>100K	>100K	>100K
Delivered Lumens		2,227 lm	2,437 lm	2,988 lm	3,945 lm		4,071 lm	5,048 lm	5,975 lm	7,891 lm
Total Input Watts		18 W	20 W	25 W	35 W		31 W	39 W	49 W	70 W
Luminaire Efficacy Rating (LER)		124 lm/W	122 lm/W	122 lm/W	113 lm/W		132 lm/W	129 lm/W	122 lm/W	113 lm/W
Correlated Color Temperature (CCT)		4000K	4000K	4000K	4000K		4000K	4000K	4000K	4000K
Color Rendering Index (CRI)		>80	>80	>80	>80		>80	>80	>80	>80
Ambient Temperature Range		-4°F-114°F	-4°F-114°F	-4°F-114°F	-4°F-114°F		-4°F-114°F	-4°F-114°F	-4°F-114°F	-4°F-114°F
Universal Driver		120-277 V	120-277 V	120-277 V	120-277 V		120-277 V	120-277 V	120-277 V	120-277 V
Replaces Existing		1T8	2T8	2T8	3T8		2T8	2T8 / 2T12	2T5HO	2T12HO

LED System data above based on FWW42240-01, FWW42540-01, FWW43040-01, FWW44040-01, FWW84040-01, FWW85040-01, FWW86040-01, & FWW88040-01.
LED Lumen maintenance estimates on TM-21 projections for the light source at 25°C ambient.

ORDERING GUIDE:

SERIES	LUMENS	CCT	GEN	COMPLIANCE	Options
FWW4- 4ft	22 - 2200 Lumens	50	<input checked="" type="checkbox"/> 01	BABA	MCx/yW Metal Conduit (x=Length;6,10,15) (y=# of conductors; 3,4,5,6)
	25 - 2500 Lumens	40		Build America	Cx/yW Cord (x=Length;6,10,15) (y=# of conductors; 3,4,5,6)
	30 - 3000 Lumens	35		Buy America	RW/3W ² 3 Wire Raceway Wiring Harness for continuous wiring through fixture (non-dimming)
	40 - 4000 Lumens			Compliant	RW/5W ² 5 Wire Raceway Wiring Harness for continuous wiring through fixture (non-dimming) EM10 ³ Factory Installed 10W LED Battery Backup - BABA Compliant - CEC Title 20 Compliant
FWW8- 8ft	40 - 4000 Lumens				
	50 - 5000 Lumens				
	60 - 6000 Lumens				
	80 - 8000 Lumens				

Ship with Accessories

ACxY Y-Toggle Aircraft Cable System (xx=ft)

¹ Used for continuous wiring through fixture

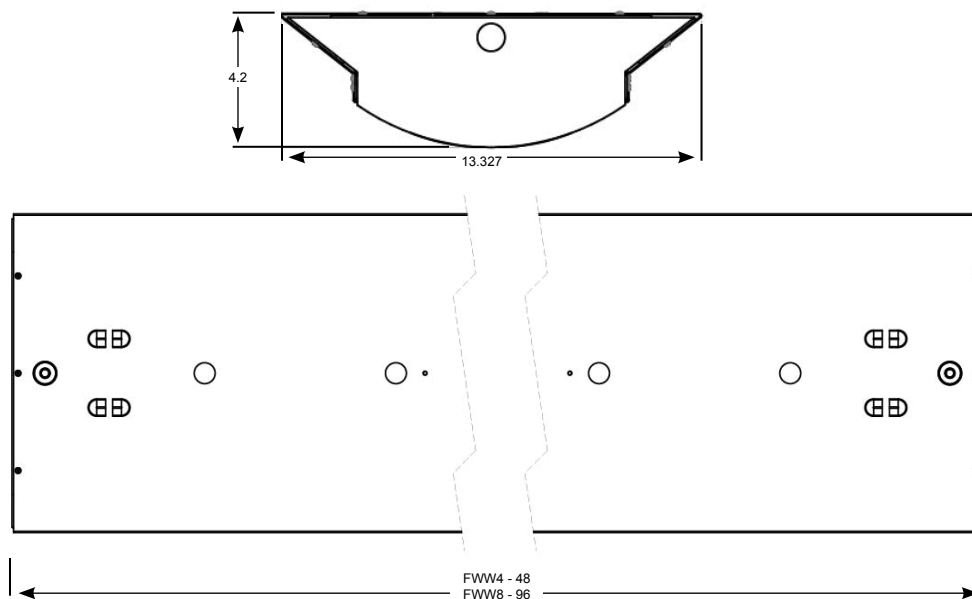
² Not BABA compliant

³ Operation down to 32°F

FWW LED WIDE WRAP

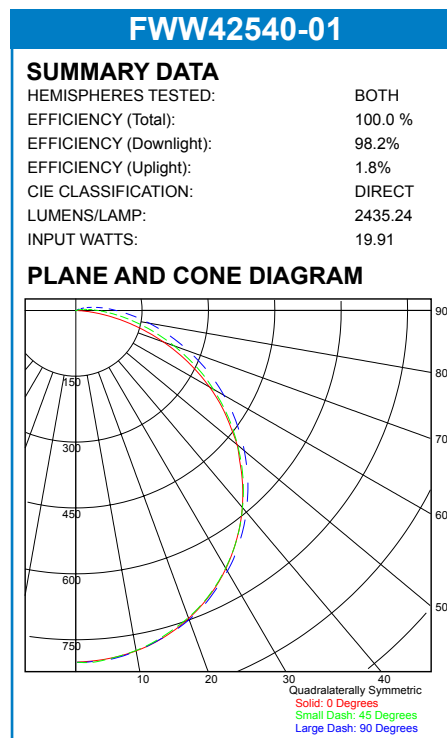
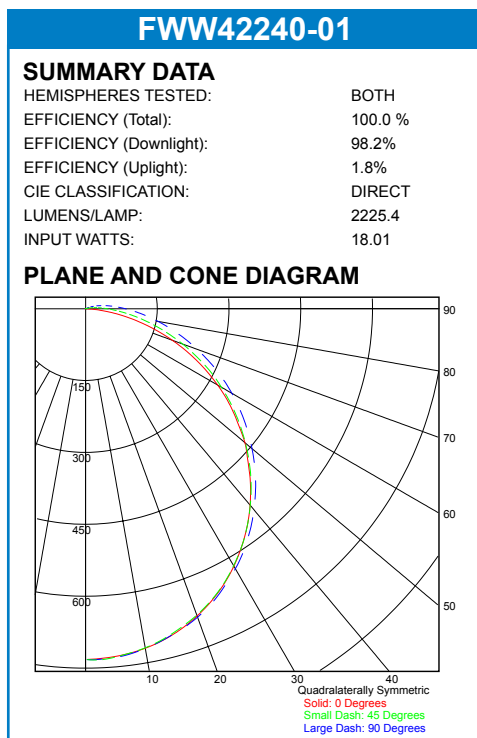
COMMERCIAL

LINE DRAWINGS



PHOTOMETRIC REPORTS

Photometric values based upon tests performed in compliance with LM-79. IES files can be downloaded at www.ilp-inc.com



FWW LED WIDE WRAP

COMMERCIAL

PHOTOMETRIC REPORTS

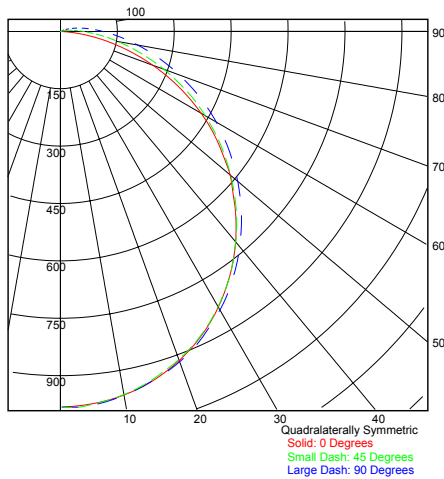
Photometric values based upon tests performed in compliance with LM-79. IES files can be downloaded at www.ilp-inc.com

FWW43040-01

SUMMARY DATA

HEMISPHERES TESTED:	BOTH
EFFICIENCY (Total):	100.0 %
EFFICIENCY (Downlight):	98.2%
EFFICIENCY (Uplight):	1.8%
CIE CLASSIFICATION:	DIRECT
LUMENS/LAMP:	2985.842
INPUT WATTS:	24.52

PLANE AND CONE DIAGRAM

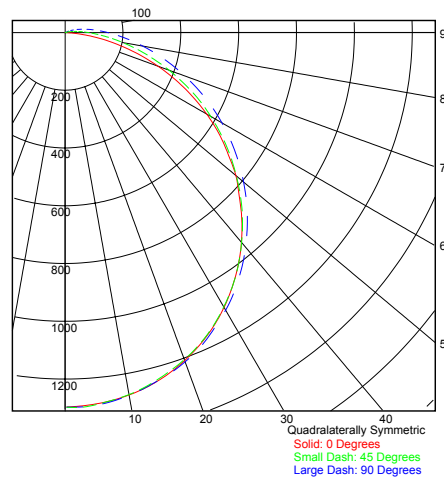


FWW44040-01

SUMMARY DATA

HEMISPHERES TESTED:	BOTH
EFFICIENCY (Total):	100.0 %
EFFICIENCY (Downlight):	98.2%
EFFICIENCY (Uplight):	1.8%
CIE CLASSIFICATION:	DIRECT
LUMENS/LAMP:	3942.153
INPUT WATTS:	34.84

PLANE AND CONE DIAGRAM

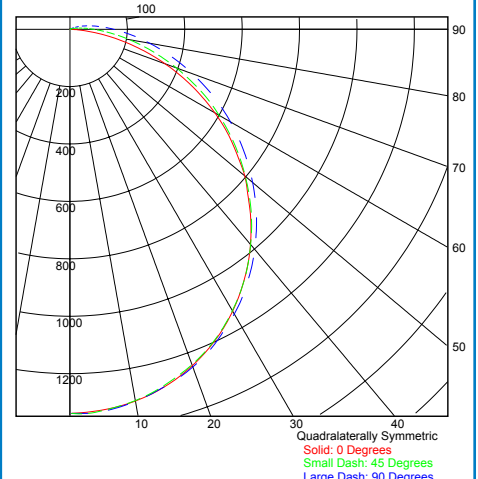


FWW84040-01

SUMMARY DATA

HEMISPHERES TESTED:	BOTH
EFFICIENCY (Total):	100.0 %
EFFICIENCY (Downlight):	98.2%
EFFICIENCY (Uplight):	1.8%
CIE CLASSIFICATION:	DIRECT
LUMENS/LAMP:	4068.062
INPUT WATTS:	30.73

PLANE AND CONE DIAGRAM

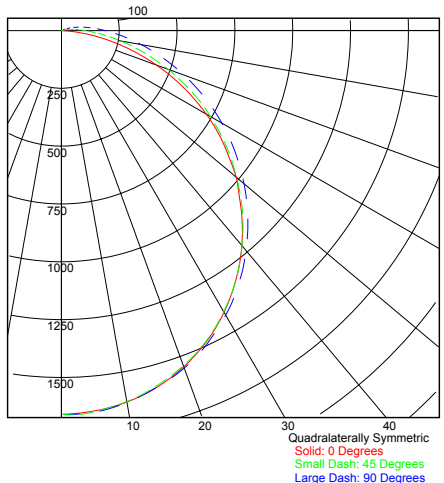


FWW85040-01

SUMMARY DATA

HEMISPHERES TESTED:	BOTH
EFFICIENCY (Total):	100.0 %
EFFICIENCY (Downlight):	98.2%
EFFICIENCY (Uplight):	1.8%
CIE CLASSIFICATION:	DIRECT
LUMENS/LAMP:	5044.358
INPUT WATTS:	39.23

PLANE AND CONE DIAGRAM

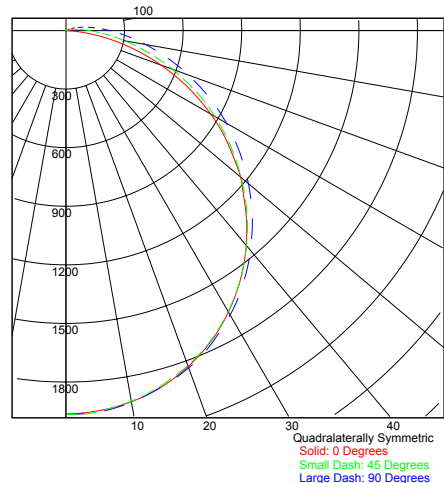


FWW86040-01

SUMMARY DATA

HEMISPHERES TESTED:	BOTH
EFFICIENCY (Total):	100.0 %
EFFICIENCY (Downlight):	98.2%
EFFICIENCY (Uplight):	1.8%
CIE CLASSIFICATION:	DIRECT
LUMENS/LAMP:	5970.691
INPUT WATTS:	49.05

PLANE AND CONE DIAGRAM



FWW88040-01

SUMMARY DATA

HEMISPHERES TESTED:	BOTH
EFFICIENCY (Total):	100.0 %
EFFICIENCY (Downlight):	98.2%
EFFICIENCY (Uplight):	1.8%
CIE CLASSIFICATION:	DIRECT
LUMENS/LAMP:	7885.311
INPUT WATTS:	69.68

PLANE AND CONE DIAGRAM

