

Project Name:	Part Number:	Type:
---------------	--------------	-------

UFO LOW BAY

OUTDOOR

FEATURES

- Low profile die-cast aluminum housing
- Factory Select Finishes: Bronze (BRZ), Black (BLK), Silver (SLV), and White (WHT)
- Custom colors finishes available¹
- Frosted Polycarbonate Lens (std.)
- T5 Wide distribution or T5 narrow lowbay optic (LB) (concentrated distribution for atrium or exit/egress applications)
- Up to 10% uplight standard eliminates cave effect
- Mounting: Quick surface mount bracket (std.), 1/2" pendant (std.), or optional trunnion mount bracket
- Four 1/2" coin plugs on sides for conduit or photocell
- 120-277V Universal Voltage or 347-480V High Voltage
- 0-10V Dimmable Driver (std.)
- Battery backup & cold weather battery options available
- PIR Occupancy, Photocell & Bi-Level Dimming sensors available
- Wireless control integrated luminaire
- 3000K, 4000K & 5000K CCT
- >80 Color Rendering Index (CRI)
- Calculated L70 >100,000 hrs @ 25°C per TM-21-11
- IP66 Rated Luminaire
- 5 Year Warranty (std); 10 Year Warranty Optional
- ETL Listed for Wet Locations
- DesignLights Consortium® Premium Qualified Luminaire

¹Contact factory for pricing and availability



407-478-3759
www.ilp-inc.com

Product Overview



SCAN ME



SUITABLE APPLICATIONS

- Parking Garages
- Canopies
- Entrance Way

ORDERING GUIDE:

SERIES	WATTS	DRIVER	CCT	DISTRIBUTION	MOUNTING	FINISH ⁴
UFO UFO Parking Garage	28WLED	UNIV 120-277V	50	BLANK - Wide	BLANK ³ Surface Mount	BLANK Bronze
	40WLED	HV ^{1,2,9} 347-480V	40	LB - Narrow	PEN5 ^{3,8} 60" leads for Pendant Mounting	BLK Black
WARRANTY	58WLED		30		SCON ³ Side Conduit	SLV Silver
BLANK 5 year	75WLED				TRN Adjustable Trunnion	WHT White
10YR ^{12,13} 10 year						NAT Natural Aluminum
						CC Custom Color

OPTIONS		CONTROLS	
Factory Installed		BASIC - Factory Installed	
DIM ⁵	DIM Leads pulled from unit for external signal	UFO/Lx ¹¹	Bluetooth User Select Bi-Level Dim Occ. Sensor (x= Mounting Height 2=8', 3=20', 7=40')
C6/3W	6ft 3-Conductor Cord without plug (120-277V)	BDXX	Preset Bi-Level Dim Sensor (xx=% ex: 20,30)
C10/3W	10ft 3-Conductor Cord without plug (120-277V)	BDXXPC	Preset Bi-Level Dim Sensor w/ photocell (xx=% ex: 20,30)
RED3/4	1/2" Conduit Enlarger for pendant mounting to 3/4" conduit	WLOS	PIR Occupancy Sensor
SP1 ^{6,7}	10KA Max Univolt Surge Protector		
SP2 ^{6,7}	20kA Max Univolt Surge Protector		
SP480V2 ^{2,7}	20kA Max 347-480V Surge Protector		
FUSE/SXXX	Single-line Voltage Fuse (120, 277 or 347V)		
FUSE/DXXX	Dual-line Voltage Fuse (208, 240 or 480V)		
FI/ILBCP05 ^{2,6}	5W LED (32°F-104°F)		
FI/ILBCP05/HE ^{2,6}	5W 120-277V LED High Efficacy CEC Title 20 Battery Backup (32°F-104°F)		
LEDBB ^{2,6}	16W 120-277V LED Battery Backup (32°F-104°F)		
SMLxxxx	Specified Lumen Output (xxxx = lumen output)		
SD347 ^{1,6,9}	347V Step Down Transformer		
SD480 ^{1,6,9}	480V Step Down Transformer		
Ship with Accessories		Ship with Accessories	
BCS	Bird Cone Shield (Pendant Mount Only)	PCU ^{2,6}	Electronic UNIV Photocell (120-277V)

¹ Does not qualify for DLC

² Not available with SD347 or SD480 options

³ 3 conductors provided, for 5 conductors for external signal select "DIM" option

⁴ Bronze, Black, Silver & White finishes are standard. Consult factory for pricing & availability of other finishes; subject to longer lead times

⁶ Not available with HV option

⁷ SP1/SP2 specified in combination w/ battery backups, separate surge protectors are required per electrical line

⁸ Pendant provided by others

⁹ Not available in 28WLED Model

¹¹ Requires bluetooth enabled device for programming (provided by others)

¹² Contact Factory for more details

¹³ Requires additional surge protection (SP1, SP2, SP480V2); For additional details see general terms and conditions

UFO LOW BAY

OUTDOOR

LED SYSTEMS INFORMATION ¹		3000K		4000K		5000K		Max Ambient	Watts ²	Replaces
Part Numbers	Distribution	Lumens	Efficacy	Lumens	Efficacy	Lumens	Efficacy			
UFO-28WLED	Wide	3,245 lm	117 lm/W	3,450 lm	124 lm/W	3,462 lm	126 lm/W	125° F	27 W	150W MH
	LB	3,584 lm	135 lm/W	3,819 lm	144 lm/W	3,864 lm	146 lm/W	145° F		
UFO-40WLED	Wide	4,702 lm	112 lm/W	4,985 lm	118 lm/W	5,014 lm	119 lm/W	110° F	40 W	150W MH
	LB	5,250 lm	131 lm/W	5,567 lm	139 lm/W	5,610 lm	140 lm/W	125° F		
UFO-58WLED	Wide	7,210 lm	125 lm/W	7,135 lm	125 lm/W	7,171 lm	126 lm/W	130° F	57 W	175W MH
	LB	7,288 lm	127 lm/W	7,260 lm	126 lm/W	7,297 lm	127 lm/W	130° F		
UFO-75WLED	Wide	9,310 lm	121 lm/W	9,148 lm	119 lm/W	9,275 lm	123 lm/W	125° F	76 W	250W MH
	LB	9,546 lm	125 lm/W	9,449 lm	122 lm/W	9,640 lm	126 lm/W	125° F		

¹Values are nominal, see IES file for more detail

²Electrical data at 25C (77F). Actual wattage may differ by +/-10%.

*Please be sure to check DLC website for updates and current listing

SPECIFICATIONS

CONSTRUCTION

The UFO Parking Garage luminaire features a rugged low-profile die-cast aluminum housing with a durable Bronze or White polyester powder coat finish to withstand extreme weather changes without cracking or peeling. Alternate standard or custom finishes are wet painted over the bronze powder coat (Consult Factory). The UV stabilized and impact resistant diffuse polycarbonate lenses are designed to provide maximum rigidity and optical transmissions up to 92%. The lenses seal to the housing with a one-piece gasket creating an IP66 rating for maximum ingress protection. An integral galvanized hinged quick surface mount bracket is provided for ease of installation.

ELECTRICAL

High-performance driver features over-voltage, under-voltage, short circuit and over temperature protection. 0-10V dimming (10% - 100%) standard. Standard Universal Voltage (120-277 Vac) Input 50/60 Hz or optional High Voltage (347-480 Vac). L70 >100,000 hrs. in accordance of IESNA TM-21-11 Projected values at 25°C Ambient temperature. Total harmonic distortion: <20%. Power factor: >0.90. Input power stays constant over life. Minimum 6kV surge rating meets a minimum Category C Low operation (per ANSI/IEEE C62.41.2). Additional protection is available in 10kV and 20kV options. Optional 120-277V standard, CEC Title 20 compliant, and Cold Temp Battery backups are available. The 90-minute batteries provide constant power to the LED system, ensuring code compliance and a test switch/indicator button is installed on the housing for ease of maintenance.

INSTALLATION

The UFO features an integral quick surface mount bracket, eliminating the need to open the luminaire during installation to the Junction box or ceiling surface resulting in IP66 ingress protection that is effortless and secure. Four ½" conduit entry points allow for surface-conduit wiring. The UFO can be pendant mounted with ½" pendant stems (provided by others). Trunnion mounting available with 14"-22" adjustability. For surface mount applications the 12" 3-conductor fixture leads exit the back of the casting through a water-tight connector. For pendant applications 60" 3-conductor leads are provided unless otherwise specified. For Trunnion mount a 3-conductor 60" outdoor cable is provided with cord grip. For 5-conductor leads for control via external signal "DIM" must be specified.

WARRANTY

5 Year Warranty Standard; 10 Year Warranty Optional ([Terms and Conditions apply](#)).

OPTICS

The UFO ships standard with a diffuse polycarbonate lens that virtually eliminates glare and optimizes the delivered light for maximum visual comfort and uniformity. While its curved LED board with densely populated mid-power LEDs, eliminates pixilation and provides up to 10% uplight (Std.) to eliminate cave effect. The UFO is available with a T5 wide distribution or Optional T5 narrow lowbay optic (LB) (concentrated distribution for atrium, lowbay, or exit/egress applications. Available in 3000K, 4000K or 5000K color temperature (CCT) per ANSI C78.377. Consult factory for availability of alternate CCTs.

THERMAL

The UFO features an array of High-efficacy mid-power LED's on a curved LED board that is mounted directly to a cast aluminum housing with heat dissipating fins to provide excellent thermal performance extending the life of electronic components. Operating Ambient Temperature: See table on page 2.

CONTROLS

Standalone Controls: Four ½" NPT apertures allow for field installed 120-277V universal electronic pencil photocells. Optional PIR sensors available installed directly in the center of the housing door. Sensors provide optional on/off control, photocell capability, bi-level dimming, and bluetooth configuration allows for onsite modifications.

Wireless Control Systems: The UFO is wireless mesh controls ready with IR-TEC, Enlighted, and Lutron Limelight wireless control platforms. Available with and without PIR sensors. Inquire with factory for more information or for additional controls options, including customer supplied items.

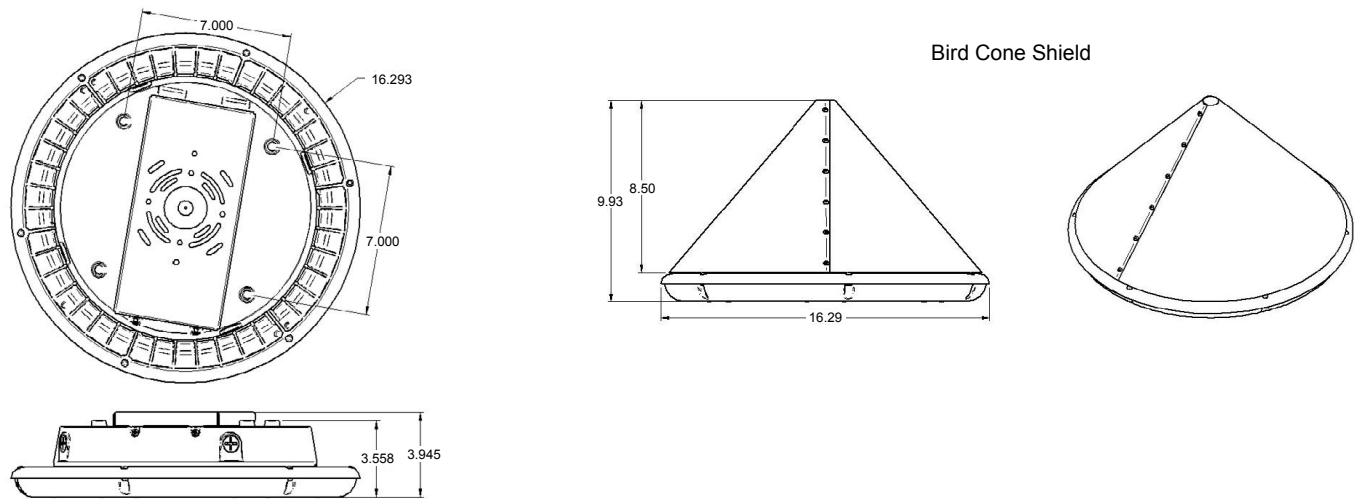
CERTIFICATIONS

UL Listed for wet locations. DesignLights Consortium® (DLC) Premium qualified product and DLC qualified product. Not all versions of this product may be DLC Premium qualified or DLC qualified. Please check the DLC Qualified Products List at www.designlights.org/QPL to confirm which versions are qualified. Title 24 Compliant with select options; see local ordinance for qualification information.

UFO LOW BAY

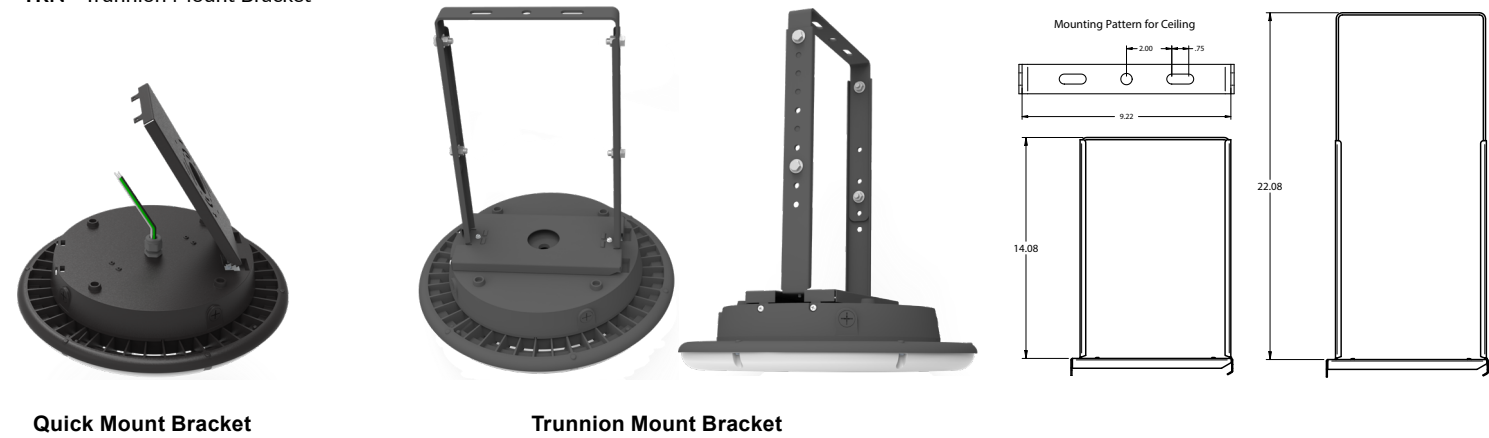
OUTDOOR

LINE DRAWINGS




MOUNTING OPTIONS

- **Quick Mount Bracket** - Standard base of installation when surface mounting to either the ceiling or junction box
- **Pendant** - ½" threaded pendant can be mounted through ½" coin plug on top of fixture (Supplied by other)
- **TRN** - Trunnion Mount Bracket



FACTORY SELECT FINISH GUIDE



COLOR NAME AND DESCRIPTION		SHEEN	PRICING
WHT	- ILP White	SEMI GLOSS	Standard
SLV	- ILP Silver - Ultrasonic Chrome	GLOSS	Standard
NAT	- ILP Natural Aluminum	GLOSS	Standard
BRZ	- ILP Bronze	SEMI GLOSS	Standard
BLK	- ILP Black	SEMI GLOSS	Standard

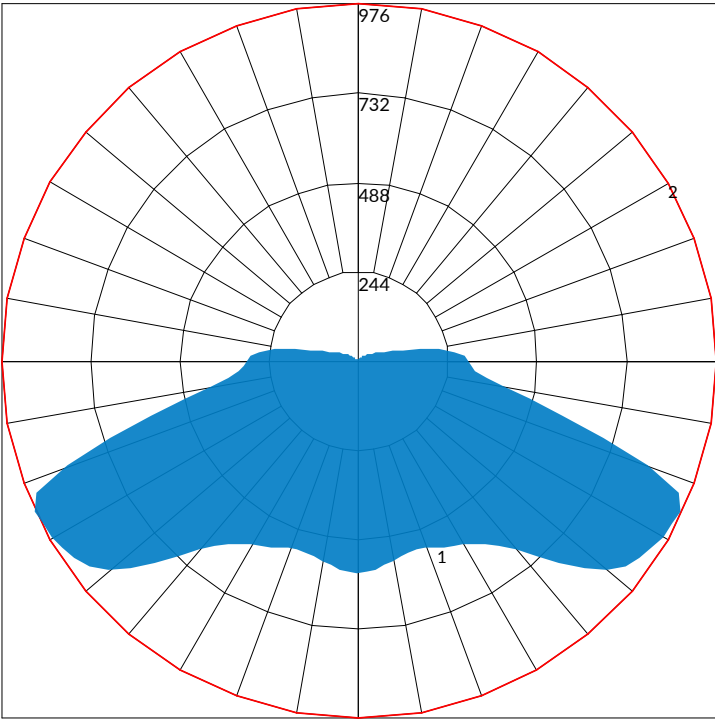
COLORS SHOWN ABOVE ARE TO BE USED AS REFERENCE, NOT EXACT MATCH. PLEASE REQUEST PAINT CHIPS FOR EXACT MATCH.

UFO LOW BAY

OUTDOOR

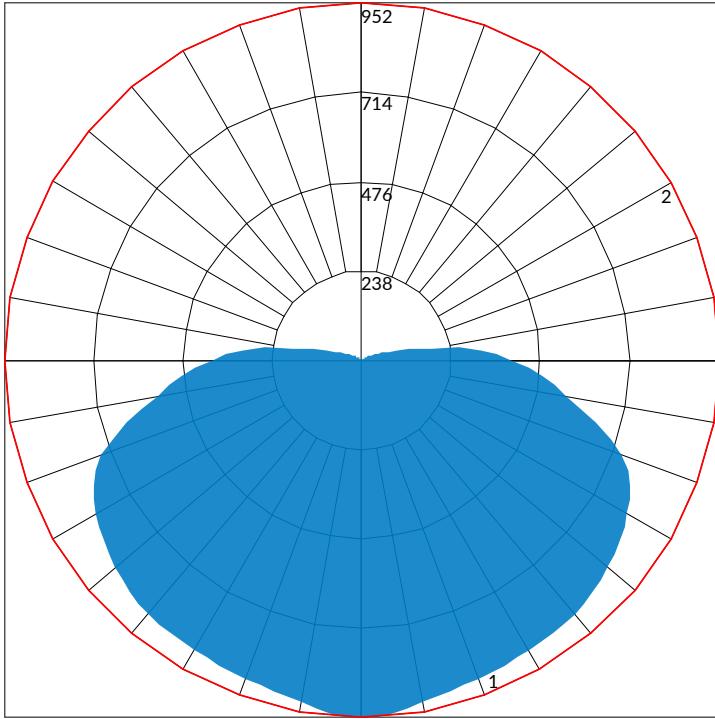
PHOTOMETRIC REPORT

40W



Maximum Candela = 976.3 Located At Horizontal Angle = 0, Vertical Angle = 65
1 - Vertical Plane Through Horizontal Angles (0 - 180) (Through Max. Cd.)
2 - Horizontal Cone Through Vertical Angle (65) (Through Max. Cd.)

40W LB



Maximum Candela = 951.9 Located At Horizontal Angle = 0, Vertical Angle = 0
1 - Vertical Plane Through Horizontal Angles (0 - 180) (Through Max. Cd.)
2 - Horizontal Cone Through Vertical Angle (0) (Through Max. Cd.)

