

# envi

## COLLECTION

DESIGNER PANEL FIXTURE ■ LENS & ACOUSTICS






# envision your space with envi


Introducing an innovative and revitalizing approach to address the challenges of modern office renovations, the envi Designer Panel Fixture. Featuring a wide range of lens options, including standard, biophilic and acrylic drop designs, envi is perfectly suited for any customized project. Moreover, our acoustic solutions bring a captivating dimension to grid ceilings, seamlessly blending with the grid framework. By breaking free from mundane uniformity, envi enhances both the aesthetic appeal and performance of the space, providing elegant and efficient illumination. Embrace the freedom of creative lighting possibilities with *envi*, the envy-inducing solution that combines functionality, high performance, and striking aesthetics.

## envi STANDARD LENS OPTIONS


With options to suit various preferences and applications, these standard lenses empower you to create the perfect lighting atmosphere for any residential, commercial, or industrial space.




**ISL**  
Internal Slot Lens




**FCL**  
Center Frame Lens




**RFL**  
Reeds Frame Lens




**HAL**  
Hexad Lens




**CPL**  
Cubed Panoramic Lens



**CSL**  
Center Square Lens



**PVL**  
Peak View Lens



**XXL**  
Custom Lens

## envi BIOPHILIC LENS OPTIONS

Experience a serene and revitalizing atmosphere with our panel lighting fixture, featuring a captivating array of biophilic lenses.



**WWL**  
Whispering Woods Lens



**ASL**  
Alpine Serenity Lens



**LAL**  
Leafy Aura Lens



**SKL**  
Cloudy Sky Lens



## envi ACRYLIC DROP LENS OPTIONS

The acrylic drop lens options are more than just light sources; they are sculptural elements that redefine interior aesthetics. By harnessing the interplay of light and space, envi creates depth within its surroundings, transforming any room into an engaging and captivating space.


+VPAN22-ADL/2 Acrylic Drop Lens  
2" Drop Inch Depth



+VPAN22-ADL/4 Acrylic Drop Lens  
4" Drop Inch Depth



+VPAN22-ADL/6 Acrylic Drop Lens  
6" Drop Inch Depth





envi PRODUCT FEATURES

- Low Glare Smooth Uniform Illumination Customizable Panel Fixture powered by VPAN select
- Robust Die-Formed Housing with Post-Paint Finish
- Select from Various Lens Options Adding Personality & Dimension to Any Space
- Pair Lenses with Acoustic Drop Panels to Absorb Sound and Deliver More Comfortable Interior Spaces
- Grid, Flange, Surface, Suspended, Skylight & Skylight Tilt Mounting Options
- Suitable for 15/16” and 9/16” T-Grid Ceiling Types
- 2x2 & 2x4 Sizes
- Field Selectable or Factory Set Lumen & CCT Outputs
  - 2x2: 2,700 to 4,400lm
  - 2x4: 3,300 to 8,000lm
  - 3500K, 4000K, 5000K CCTs
- >80 Color Rendering Index (CRI)
- Calculated L70 >100,000hrs
- 120-277V & 347V 0-10V 10% Dim, Bi-Level, Line Voltage, & 1% Dimming Driver Options
- Type IC Rated for Insulation Contact
- 5 Year Warranty
- ETL Listed for Dry and Damp Locations



Mounting Options

Standard  
Grid Mounting




+VPANxx SLMK  
Skylight Mount Kit




+VPANxx SLMK/T  
Skylight Mount Kit Tilt




FLGKxx  
Flange Mount Kit



+VPANxx SM  
Surface Mount Kit



+SMSKxx  
Surface Mount Skirt Kit



+VPANxx SEK  
Suspended Enclosure Kit





# Acoustic Solutions

Acoustic drop panels are architectural elements designed to enhance the acoustic performance of a space by reducing noise, improving speech intelligibility, and minimizing echoes and reverberation. Deployed to control excessive sound reflections and create a more comfortable acoustic environment.

## envi ACOUSTIC SOLUTIONS

- 2x2 sound absorbing panels available in 2", 4" and 6" drop heights
- Designed for 15/16" and 9/16" grid ceilings
- Class A flame rating
- Wide array of color options allows you to fully customize any space
- Pair acoustic drop panels with envi designer panel fixtures to envision a new way to transform your space

## BENEFITS

- Increase work efficiency
- Increase comfort for occupants
- Increase sound quality
- Decrease noise levels
- Decrease sound reverberation
- Decrease distractions

## ACOUSTIC DROP COLOR OPTIONS

ADP/x/Axx    Acoustic Drop Panel (x =2, 4, 6 for Drop Inch Depth; Axx = color)    EX: ADP/2/A01 - Acoustic Drop Panel 2 Inch Slate Color

 A01 SLATE	 A02 PEWTER	 A03 SMOKE	 A04 FROST	 A05 CHAMBRAY	 A06 TAR	 A07 ECRU	 A08 BARK
 A09 LINEN	 A10 SUNSHINE	 A11 MANDARIN	 A12 OCHER	 A13 SKY	 A14 COBALT	 A15 GRASS	 A16 IVORY
 A17 MALACHITE	 A18 GREIGE	 A19 FOSSIL	 A20 CADET	 A21 BRICK	 A22 OLIVE	 A23 PEBBLE	 A24 MIDNIGHT

Standard colors A01 - A03 subject to MOQ    Custom colors A04 - A24 subject to MOQ, extended lead time, and one-time setup fee







# envi

COLLECTION



ILP-INC.COM ■ (407) 478 - 3759 ■ 3224 MCCRANEY LOOP, SANFORD, FL 32771