



LUMEN  
SELECTABLE

CCT  
SELECTABLE

# RB4



## ELEVATE VERSATILITY


With its sleek, new design and customization capabilities, the RB4 can't be beat. Lumen and CCT selectable, and available in two colors, this luminaire can be tailored to fit your LED lighting needs. The upgraded and shortened diffuser minimizes cost, while updated lenses (clear standard and frosted optional) minimize glare creating an energy efficient and attractive solution to illuminate your space.

## FEATURES


- IP65 Rated & NSF Listed Round High Bay
- 14,000 - 34,000 Lumens with lumen selectable options
- 3500K, 4000K & 5000K CCT Selectable via Center Selector
- White or Black Powder coated cold-forged aluminum housing
- Plug & Play Wireless Center Mounted Sensor Option
- IK10 impact rated primary polycarbonate lens
  - Clear (standard)
  - Frosted (optional)
- Optional Diffusers
  - 16" Deep Frosted Acrylic
  - 16" Shallow Frosted Acrylic
  - Aluminum Reflector
- Damp & Wet Location 347/480V & Emergency Options
- 120-277V Universal Voltage
- 0-10V Dimmable Driver (100% - 10%)
- >80 Color Rendering Index (CRI)
- Calculated L70 >100,000 Hours @ 25°C per TM-21-11
- Ambient Temperature Range -40°F-122°F
- 5 Year Warranty (std); 10 Year Warranty Optional
- ETL Listed for Damp and Wet Locations

RB4

Competitor Appearance



Triangular-Shaped LED Placement Creating Dead Zones



Alternating CCT LED Rows (More Uniform)

## CCT AND LUMEN SELECTABLE WITHOUT SACRIFICING DESIGN

The alternating CCTs within the LED rows allows for a more uniform and attractive design when it comes to customizing the luminaire.



## SUITABLE APPLICATIONS

Food Processing

Warehouses

Distribution Centers

Wet Locations

Gymnasiums

Manufacturing Plants



## TWO SLEEK FINISHES

Unlike the RB4's predecessor, both white and black finishes are available in order to closer suit your project needs.



Mount Enlarged to Show Detail

## NEW! PENDANT MOUNT AVAILABLE

Slim and more modern, single point mounting accepting a 3/4" conduit now available, taking up less space than the previous box mount.

## ENDLESS OPTIONS TO FIT YOUR PROJECT NEEDS

### CLR

Clear Lens



### AD

16" Frosted Shallow Acrylic Diffuser



### AD CL16

16" Frosted Acrylic Diffuser & Frosted Conical Bottom Lens




### DAD

16" Frosted Deep Acrylic Diffuser



### REFL

Aluminum Reflector



## AN EFFICIENT SOLUTION

More efficient than ever, the RB4 now comes with standard features key to improving costs:

- IK10 Impact Rated Built-in Frosted Lens
- High Voltage and Emergency Battery Backup
- HV Driver Built-in



## PLUG-N-PLAY SENSOR

Optional center mounted field installable sensor provides a clean appearance and ensures a balanced fixture. Sensor Plug & Plays via 3.5MM jack. Sensor operations include: On/Off, Bi-Level Dimming and Daylight Harvesting.

