

viewpoint

WALL PACKS

CCT
SELECTABLE


LUMEN
SELECTABLE

V5
VALUE
SELECT

ILP

COMPLETING THE VIEWPOINT FAMILY


The Viewpoint Wall Pack offers a minimalistic and clean aesthetic to put the finishing touches on the Viewpoint Product Family. With its slim wedge design, the Viewpoint Wall Pack packs a punch of illumination while remaining discrete and cost-effective. Lumen and CCT selectable, the Viewpoint Wall Pack luminaire offers a versatile, attractive and economical solution all while belonging to one cohesive product family.




KEY FEATURES

- Architectural Wedge die-cast aluminum housing
- Bronze polyester powder coat finish (std.)
- Custom and factory select colors available
- Full Cutoff Type III & Type IV Distributions
- 3,000 - 14,000 Delivered Lumens with up to 147 LPW
- 3000K, 4000K & 5000K CCT Selectable via Integral selector
- Lumen Selectable - 3 lumen levels per SKU
- 120-277V Universal Voltage or 347-480V High Voltage
- 0-10V Dimmable Driver (std.)
- 6kV Surge protection (std.)
- >70 Color Rendering Index (CRI)
- Calculated L70 >100,000 hrs @ 25°C per TM-21-11
- Operating Ambient Temperature: -40°C to +40°C (-40°F to 104°F)
- Bluetooth Programmable PIR Occupancy, Photocell, & Bi-Level Dimming Sensors Available
- Three 1/2" coin plugs on sides for conduit or electronic photocell
- Battery backup & cold weather battery options available
- IP65 Rated Luminaire
- IDA Dark Sky Compliant
- 5 Year Warranty; 10 Year Optional Warranty
- ETL Listed for Wet Locations

3.8"



6.2"



Hinged, Easy Access
for Wiring



1/2" Coin Plugs on Sides
for Conduit or Electronic
Photocell Entry

ULTRA SLIM, YET EFFICIENT DESIGN

Although only 6.2 inches in relief from the wall, the Viewpoint Wall Packs perform powerfully with up to 14,000 delivered lumens at up to 147 LPW. This compact design is furthered by the hinged access and 1/2" coin plugs on all sides for easily accessible wiring of the fixture.



DarkSky

*Select SKUs



viewpoint WALL PACKS



PIR OCCUPANCY, PHOTOCELL, & BI-LEVEL DIMMING SENSORS AVAILABLE

Optional Bluetooth Programmable PIR sensor allows for continuous dimming, motion, and/or daylight harvesting, fully adjustable high/low dimmed light levels and adjustable time/cutoff delays.


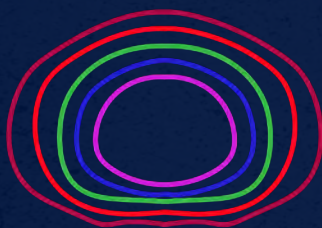


FULL CUTOFF TYPE III & IV DISTRIBUTIONS

Viewpoint Wall Pack offers two Full Cutoff Distribution types that cater to the space and complete your project.

Type III

Type IV




LUMEN & CCT SELECTABLE

The Viewpoint Wall Pack remains sleek yet versatile with the integral CCT and Lumen selectability. Ranging from 3,000 to 14,000 Lumens and CCTs from 3000K to 5000K, the Viewpoint Wall Pack is suited to fit any project needs.

VWM

Shown with
FSP-311



LED SYSTEMS INFO ¹	LENS	3500K		4000K		5000K		WATTS ²	REPLACES	DLC
		Lumens	Efficacy	Lumens	Efficacy	Lumens	Efficacy			
VWM-3L/4L/5L-U-CCTS	T3	5304	132.0	5813	144.7	5509	137.1	40.2	175W MH	Premium
	T4	5191	129.2	5631	141.6	5384	134.2			
VWM-3L-U-CCTS	T3	2678	133.4	2935	146.2	2781	138.6	20.1	50W MH	Premium
	T4	2621	130.6	2873	143.1	2723	135.7			
VWM-4L-U-CCTS	T3	3949	132.6	4328	145.3	4102	137.7	29.8	150W MH	Premium
	T4	3866	129.8	4236	142.3	4015	134.8			
VWM-5L-U-CCTS	T3	5304	132.0	5813	144.7	5509	137.1	40.2	175W MH	Premium
	T4	5191	129.2	5631	141.6	5384	134.2			
VWM-8L/11L/14L-U-CCTS	T3	13302	132.9	14605	145.9	13829	138.1	100.1	320W MH	Premium
	T4	12875	128.6	14079	141.2	13380	133.7			
VWM-8L-U-CCTS	T3	8030	134.5	8817	147.7	8348	139.9	59.7	250W MH	N/A
	T4	7771	130.2	8533	143.0	8080	135.4			
VWM-11L-U-CCTS	T3	10708	133.6	11757	146.7	11132	138.9	80.2	320W MH	Premium
	T4	10363	129.3	11379	142.0	10774	134.4			
VWM-14L-U-CCTS	T3	13302	132.9	14605	145.9	13829	138.1	100.1	320W MH	Premium
	T4	12875	128.6	14079	141.2	13380	133.7			

¹Values are nominal, see IES file for more detail

²Electrical data at 25C (77F). Actual wattage may differ by +/-10%.